




Art and Design

**“The artist is not a special kind of person:
rather each person is a special kind of artist.”**
~Ananda Coomaraswamy



Intent

Our intent is to ensure that all pupils:

- Produce imitated, innovative and original work; exploring and developing their ideas and recording experiences.
- Using mixed media, become proficient in drawing, painting, sculpture and other art, craft and design techniques with a developing level of skill and understanding.
- Evaluate and analyse own pieces and works of others. Beginning to know about great artists, craft makers and designers, as well as understand the historical and cultural development of their art forms.



National Curriculum

Key Stage 1

Development Matters EYFS



In our early years, art is a form of expression, exploring and recreating our world. This is the foundations that our Key Stage 1 learners build upon.

Art, craft and design embody some of the highest forms of human creativity. A high-quality art and design education should engage, inspire and challenge pupils while equipping them with the knowledge and skills to experiment, invent and create their own works of art, craft and design.

As pupils progress, they should be able to think critically and develop a more rigorous understanding of art and design. They should also know how art and design both reflect and shape our history, as well as contribute to the culture, creativity and wealth of our nation.

Our Resources

At Doddinghurst Infant School we are incredibly lucky to have a room designated for the creative arts, including our music lessons.

This allows children to work with easy access to art materials while providing essential space to work on larger pieces that are created over a longer period of time. The room is also used to celebrate the children's fantastic achievements in art and design and other areas of the creative arts.



Our outdoor provision provides natural resources for us to enjoy during play and lunch time. We also have access to a range of loose parts that we can use individually or in larger groups.

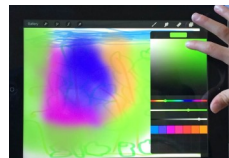
The Great Outdoors

Throughout the school children also enjoy using the outdoor environment, including our pond area, allotment, sensory garden, playground and the Junior school woods.

We use art within all subjects to develop our skills, embellish learning and demonstrate our understanding and ideas.



Computing programs and apps are fully utilized to create and adapt pieces.




At times work is shared with home via see-saw. On our newsletter and at times we engage with gallery events; for example: reading challenges, art installations at the local library and village events.

Clubs



Teachers are proud to host our after school clubs that enable our children to determine what creative arts they wish to explore and express themselves with. Recently we have had photography in the woods, then used for our observational drawings.

We also set to work with our latest purchase of oil pastels to recreate book cover illustrations and character creations, helping us to recreate the stories and produce a new library display.




Ways to help your child

- Discuss their own creations and masterpieces. (At times you may need them to inform you what exactly it is).
- Admire and comment on artwork of others. Consider these points:
How does it make you feel?
What materials have been used?
Why was the art work made?
What does it stand for/represent?
Have you a favourite piece of art?



- Look closely at the illustrations within reading books.
- Use tutorial videos to encourage following instruction, then adapting own versions.

- Taking your art outdoors, temporary art such as rubbing, chalking on pavements and walls.
- Photography, zoomed in and out. Playing with filters, using viewfinders and mirrors.
- Pictionary style games.
- Creating cards, notelets and page borders.
- Decorating envelopes for loved ones.
- Days out to galleries and exhibitions.



You may also like to check out these websites:

<https://www.nationalgallery.org.uk/>

<https://www.tate.org.uk/>

<https://www.cartoonmuseum.org/>